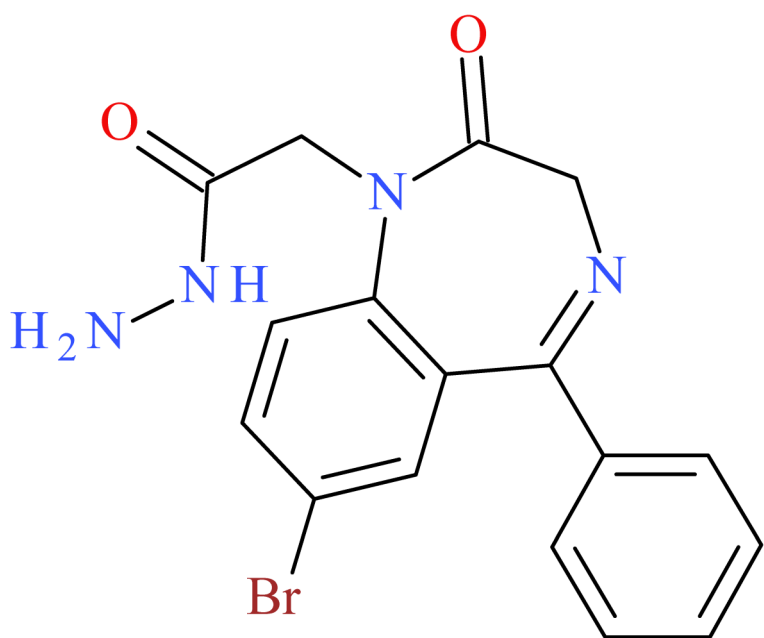




## Gidazepam



NPS SUBCLASS	Benzodiazepine
REPORT DATE	January 13, 2026
SAMPLE RECEIVED	September 2, 2025
SAMPLE TYPE	Drug Material

Preferred Name	Gidazepam				
Synonyms	Hidazepam, Hydazepam				
Formal Name	2-(7-bromo-2-oxo-5-phenyl-2,3-dihydro-1H-benzo[e][1,4]diazepin-1-yl)acetohydrazide				
Chemical Formula	C <sub>17</sub> H <sub>15</sub> BrN <sub>4</sub> O <sub>2</sub>				
Molecular Weight	387.2	Molecular Ion [M <sup>+</sup> ]	386	Exact Mass [M+H] <sup>+</sup>	387.0457

**About:** In collaboration with medical examiner and coroner offices, crime laboratories, clinical partners, and other stakeholders, the Center for Forensic Science Research and Education (CFSRE) is documenting first confirmations of NPS through analysis of drug materials and/or toxicology samples. These reports are generated using comprehensive analytical techniques (e.g., GC-MS, LC-QTOF-MS, NMR) and include available information about the new substances identified at the time of reporting, as well as the analytical data generated during testing. Our new drug monographs are intended to assist with the rapid identification of NPS, and should not be used for confirmatory purposes alone.

**Funding:** CFSRE's NPS Discovery is supported by the National Institute of Justice, Office of Justice Programs, U.S. Department of Justice (Award Number 15PNJ-24-GK-00981-COAP, "Novel Psychoactive Substance Discovery, Education, and Reporting Institute"). The opinions, findings, conclusions and/or recommendations expressed in this publication are those of the author(s) and do not necessarily represent the official position or policies of the U.S. Department of Justice.

**Analytical Notes:** All identifications were made based on evaluation of analytical data (GC-MS and LC-QTOF-MS) in comparison to analysis of acquired reference material.

**Acknowledgements:** This report was prepared by Max T. Denn, Sara E. Walton, Nicholas Khorozov, Alexis D. Quinter, Angel McDowell, Joshua S. DeBord, Barry K. Logan, and Alex J. Krotulski at the Center for Forensic Science Research and Education (CFSRE) at the Fredric Rieders Family Foundation. The authors acknowledge scientists at the CFSRE for their involvements and contributions. For more information, contact [npsdiscovery@cfsre.org](mailto:npsdiscovery@cfsre.org) or visit [www.npsdiscovery.org](http://www.npsdiscovery.org).

**Suggested Citations:** Denn MT, Walton SE, Khorozov N, Quinter AD, McDowell A, DeBord JS, Logan BK, Krotulski AJ. (2026) *Gidazepam — NPS Discovery New Drug Monograph*, Center for Forensic Science Research and Education, United States.

## Characterization & Intelligence

The following information was compiled in January 2026 and is subject to change as new research is conducted and as new information becomes available:

**Description:** Gidazepam is a novel designer benzodiazepine that acts as a prodrug for the active *N*-dealkylated metabolite desalkylgidazepam. Gidazepam was first synthesized in 1997 for therapeutic anxiolytic use; however, gidazepam has been identified in seized drug materials since 2022.<sup>1</sup> Gidazepam and desalkylgidazepam are reported to have positive allosteric modulating activity at the GABA<sub>A</sub> receptor, with gidazepam rapidly absorbed into the blood and rapid conversion to desalkylgidazepam.<sup>1,2</sup> *In vivo* studies have shown that gidazepam does not produce the sedative and muscle relaxant effects to the same degree as other designer benzodiazepines.<sup>3</sup> Gidazepam and desalkylgidazepam are not currently scheduled in the United States. Gidazepam was first identified at the CFSRE in September 2025 and confirmed after acquiring standard reference material. Gidazepam has been identified in two street-level drug materials to date at the CFSRE, both originating from the Northeastern United States. Gidazepam was identified alongside other novel drugs (e.g., 5,6-dichloro desmethylchlorphine, *N*-pyrrolidino ethylene isotonitazene) and ketamine.

### References:

- ▶ Cayman Chemical: [Gidazepam](#)
- ▶ <sup>1</sup>Gameli et al. (2025) [Insights into the human metabolism and in silico receptor activity of gidazepam...](#)
- ▶ <sup>2</sup>Maskell, Wilson, & Manchester (2023) [Designer Benzodiazepines Gidazepam and Desalkylgidazepam](#)
- ▶ <sup>3</sup>Korkhov et al. (2002) [Affinities of Gidazepam and its Analogs For Mitochondrial Benzodiazepine Receptors](#)

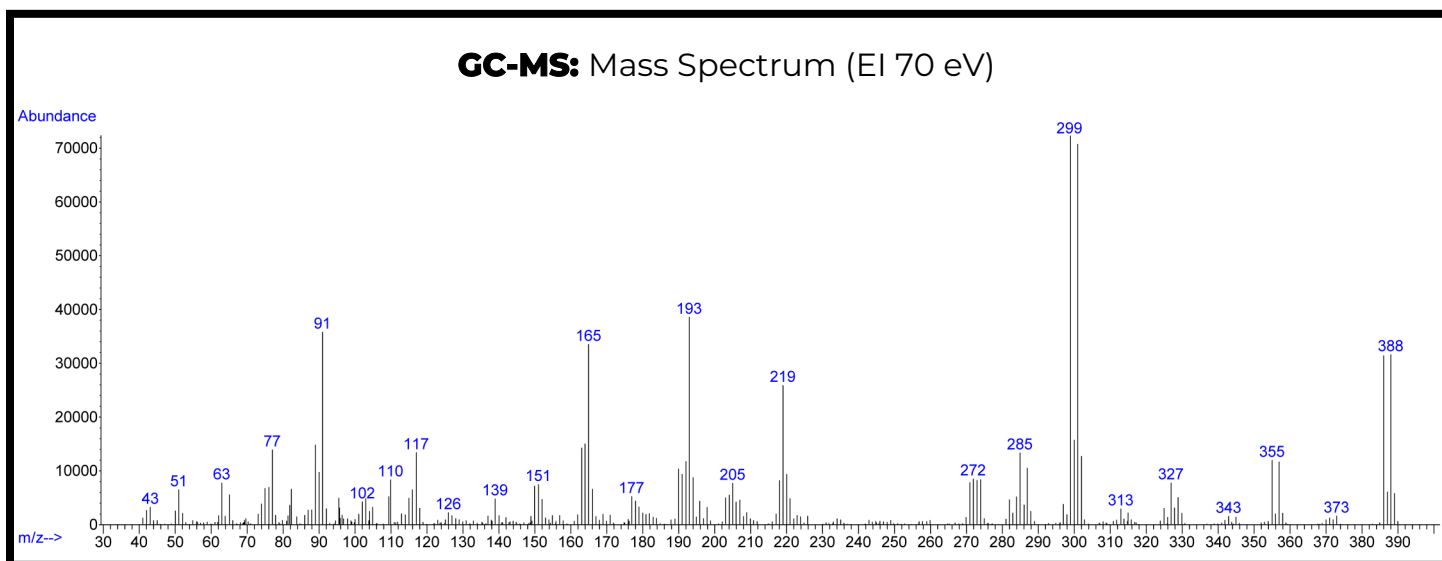
## Gas Chromatography Mass Spectrometry (GC-MS)

**Laboratory:** Center for Forensic Science Research and Education (CFSRE, Horsham PA, USA)

**Instrument:** Agilent 5975 Series GC/MSD

**Methods:** [GC-MS Method Details](#) & [Monographs](#)

**Sample Preparation:** Acid-base extraction



**Confirmation Using Drug Standard:** Reference material for gidazepam (Batch: 0690506-24) was purchased from Cayman Chemical (Ann Arbor, MI, USA). The analyte was confirmed to be gidazepam based on retention time (sample: 8.49 min vs. standard: 8.48 min) and mass spectral data comparisons.

# Liquid Chromatography Quadrupole Time-of-Flight Mass Spectrometry (LC-QTOF-MS)

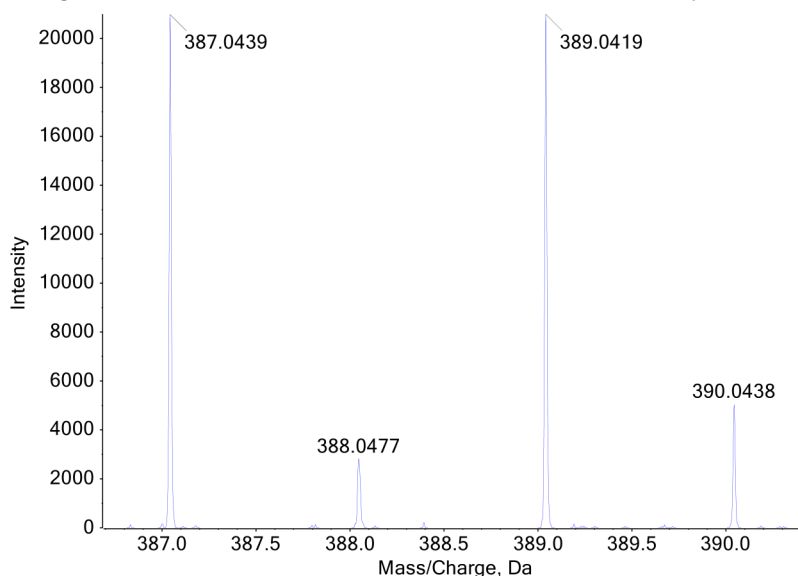
**Laboratory:** Center for Forensic Science Research and Education (CFSRE, Horsham, PA, USA)

**Instrument:** Sciex 5600+ LC-QTOF-MS

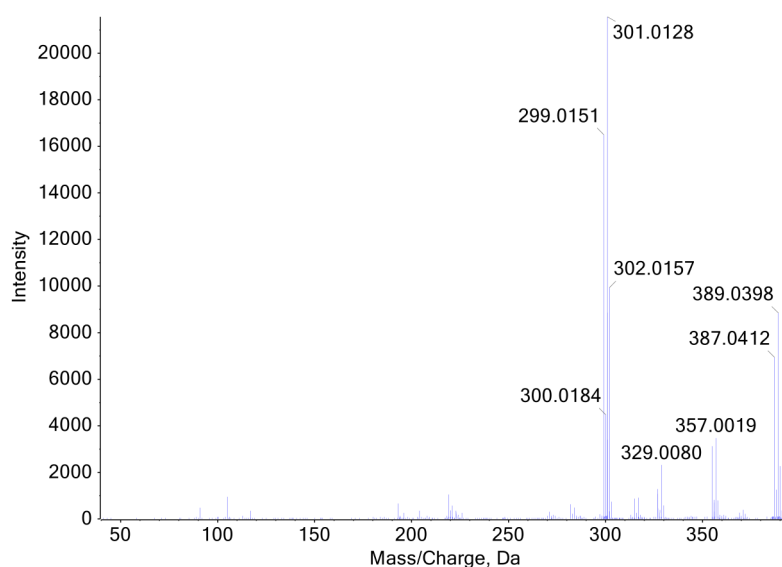
**Methods:** [LC-QTOF-MS Method Details](#) & [Monographs](#)

**Sample Preparation:** Dilution in mobile phase

**LC-QTOF-MS: TOF-MS Precursor Ion Mass Spectrum**



**LC-QTOF-MS: TOF-MS/MS Product Ion Mass Spectrum**



**Confirmation Using Drug Standard:** Reference material for gidazepam (Batch: 0690506-24) was purchased from Cayman Chemical (Ann Arbor, MI, USA). The analyte was confirmed to be gidazepam based on retention time (sample: 6.93 min vs. standard: 7.01 min) and mass spectral data comparisons.