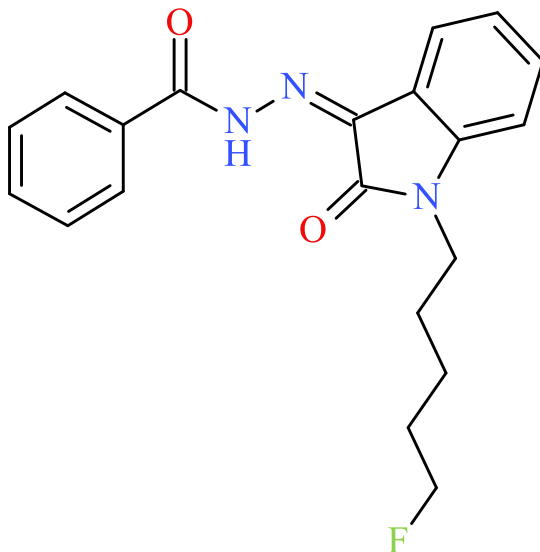


5F-BZO-POXIZID

Sample Type: **Seized Material**



Latest Revision: **October 19, 2021**

Date Received: **September 14, 2021**

Date of Report: **October 19, 2021**

1. GENERAL INFORMATION

IUPAC Name: N-[(Z)-[1-(5-fluoropentyl)-2-oxo-indolin-3-ylidene]amino]benzamide

InChI String: InChI=1S/C20H20FN3O2/c21-13-7-2-8-14-24-17-12-6-5-11-16(17)18(20(24)26)22-23-19(25)15-9-3-1-4-10-15/h1,3-6,9-12H,2,7-8,13-14H2,(H,23,25)/b22-18-

CFR: Not Scheduled (10/2021)

CAS# Not Available

Synonyms: 5F-MDA-19, 5-fluoropentyl MDA 19

Source: Pinellas County Forensic Lab

Appearance: Plant-Like Material →



Important Note: All identifications were made based on evaluation of analytical data (GC-MS and LC-QTOF-MS) in comparison to analysis of acquired reference material.

Prepared By: Alex J. Krotulski, PhD; Reta Newman, MA; Michael Gilbert, BS; Melissa F. Fogarty, MSFS, D-ABFT-FT; and Barry K. Logan, PhD, F-ABFT

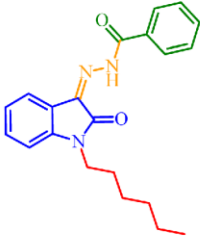
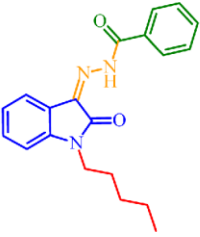
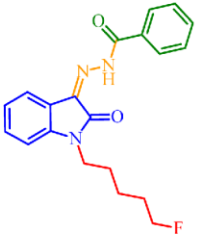
2. CHEMICAL AND PHYSICAL DATA

2.1 CHEMICAL DATA

Form	Chemical Formula	Molecular Weight	Molecular Ion [M ⁺]	Exact Mass [M+H] ⁺
Base	C ₂₀ H ₂₀ FN ₃ O ₂	353.4	353	354.1612

3. BRIEF DESCRIPTION

5F-BZO-POXIZID is classified as a synthetic cannabinoid. Synthetic cannabinoids have been reported to cause psychoactive effects similar to delta-9-tetrahydrocannabinol (THC). Synthetic cannabinoids have caused adverse events, including deaths, as described in the literature. Closely related analogue BZO-HEXOXIZID (MDA 19) was synthesized and studied in the late 2000's by scientists at the University of Texas M. D. Anderson Cancer Center.^{1,2,3} BZO-HEXOXIZID is reported to be a potent and selective cannabinoid receptor 2 (CB₂) agonist. Several closely related analogues make up this new generation of synthetic cannabinoids, some of which have been studied and reported.^{3,4} Scientists at Cayman Chemical and the CFSRE developed a new naming convention for this subclass, calling these new drugs the "OXIZIDs".⁵ OXIZID represents the core/linker region of this new synthetic cannabinoid structure. The OXIZID subclass recently emerged among the recreation drug supply internationally, seemingly as replacements after a synthetic cannabinoid class-wide ban implemented by China in July 2021 which included most traditional indole and indazole structural scaffolds. To date, multiple OXIZID analogues have been identified worldwide, most of which are unstudied with pharmacological and human effects undetermined. Currently, no analogues of the OXIZID subclass are scheduled substances in the United States.

BZO-HEXOXIZID	BZO-POXIZID	5F-BZO-POXIZID
		
(Z)-N'-(1- HEX yl-2- OX oIndolin-3-ylidene)Ben ZO hydra ZID e	(Z)-N'-(1- Pent yl-2- OX oIndolin-3-ylidene)Ben ZO hydra ZID e	(Z)-N'-(1-(5-Fluoro Pentyl-2- OX oIndolin-3-ylidene)Ben ZO hydra ZID e
Name: BZO-HEXOXIZID	Name: BZO-POXIZID	Name: 5F-BZO-POXIZID
Synonyms: MDA-19 , MDA19 , MDA 19	Synonyms: 5C-MDA-19 , MDA-19 pentyl analogue	Synonyms: 5F-MDA-19 , MDA-19 5-fluoropentyl analogue

4. ADDITIONAL RESOURCES

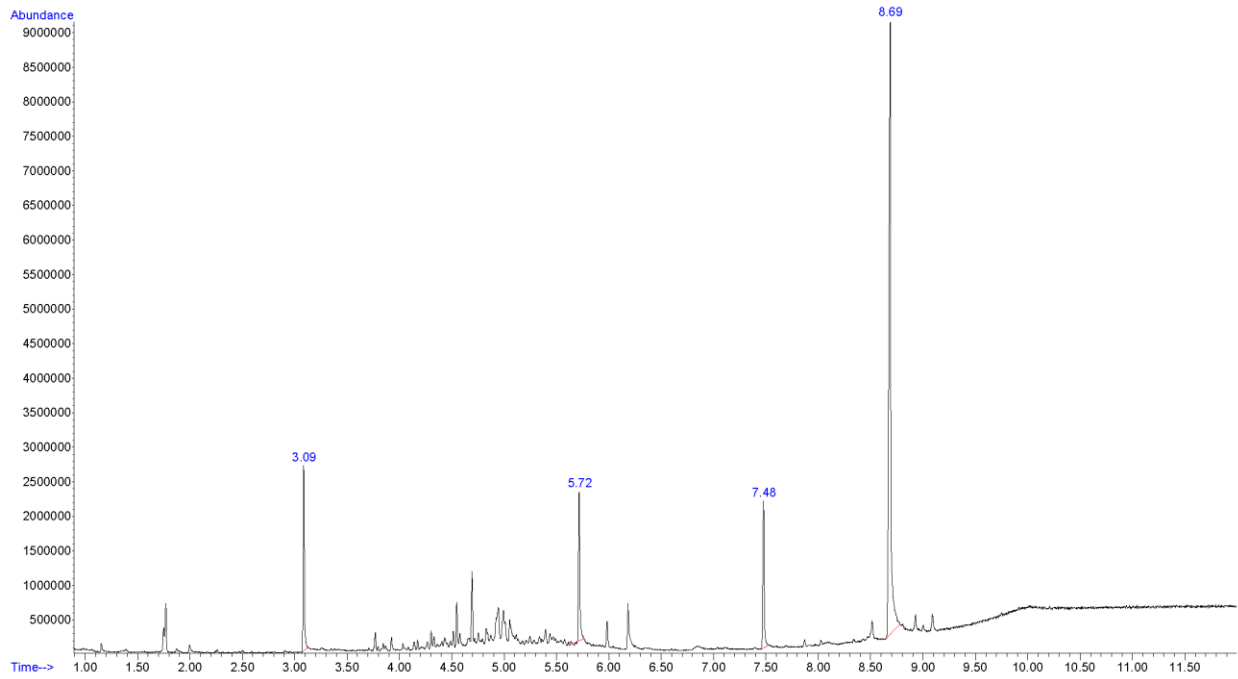
1. Attala MN, Daiz P. (2009) Patent WO2009012227A1. Hydrazone Modulators of Cannabinoid Receptors. <https://patents.google.com/patent/US20180200225A1/en>
2. Xu JJ, Diaz P, Astruc-Diaz F, Craig S, Munoz E, Naguib M. (2010) Pharmacological characterization of a novel cannabinoid ligand, MDA19, for treatment of neuropathic pain. *Anesthesia and Analgesia*. 111, 99–109. <https://pubmed.ncbi.nlm.nih.gov/20522703/>
3. Diaz P, Xu J, Astruc-Diaz F, Pan H, Brown DL, Naguib M. (2008) Design and Synthesis of a Novel Series of N-Alkyl Isatin Acylhydrazone Derivatives that Act as Selective Cannabinoid Receptor 2 Agonist for the Treatment of Neuropathic Pain. *J. Med. Chem.* 2008, 51, 4932–4947. <https://pubs.acs.org/doi/10.1021/jm8002203>
4. Diaz P, Phatak SS, Xu J, Astruc-Diaz F, Cavasotto CN, and Naguib M. (2009) 6-Methoxy-N-alkyl Isatin Acylhydrazone Derivatives as a Novel Series of Potent Selective Cannabinoid Receptor 2 Inverse Agonists: Design, Synthesis, and Binding Mode Prediction. *J. Med. Chem.* 52, 433–444. <https://pubs.acs.org/doi/10.1021/jm801353p>
5. Robert M. Schelkun, Alex J. Krotulski, Donna M. Iula, and Barry K. Logan. (2021) New Systematic Naming for Synthetic Cannabinoid “MDA-19” and Its Related Analogues: BZO-HEXOXIZID, 5F-BZO-POXIZID, and BZO-POXIZID. *Center for Forensic Science Research and Education*. <https://www.npsdiscovery.org/new-systematic-naming-for-synthetic-cannabinoid-mda-19-and-its-related-analogues-bzo-hexoxizid-5f-bzo-poxizid-and-bzo-poxizid/>
<https://www.caymanchem.com/product/34586/5-fluoro-bzo-poxizid>

5. QUALITATIVE DATA

5.1 GAS CHROMATOGRAPHY MASS SPECTROMETRY (GC-MS)

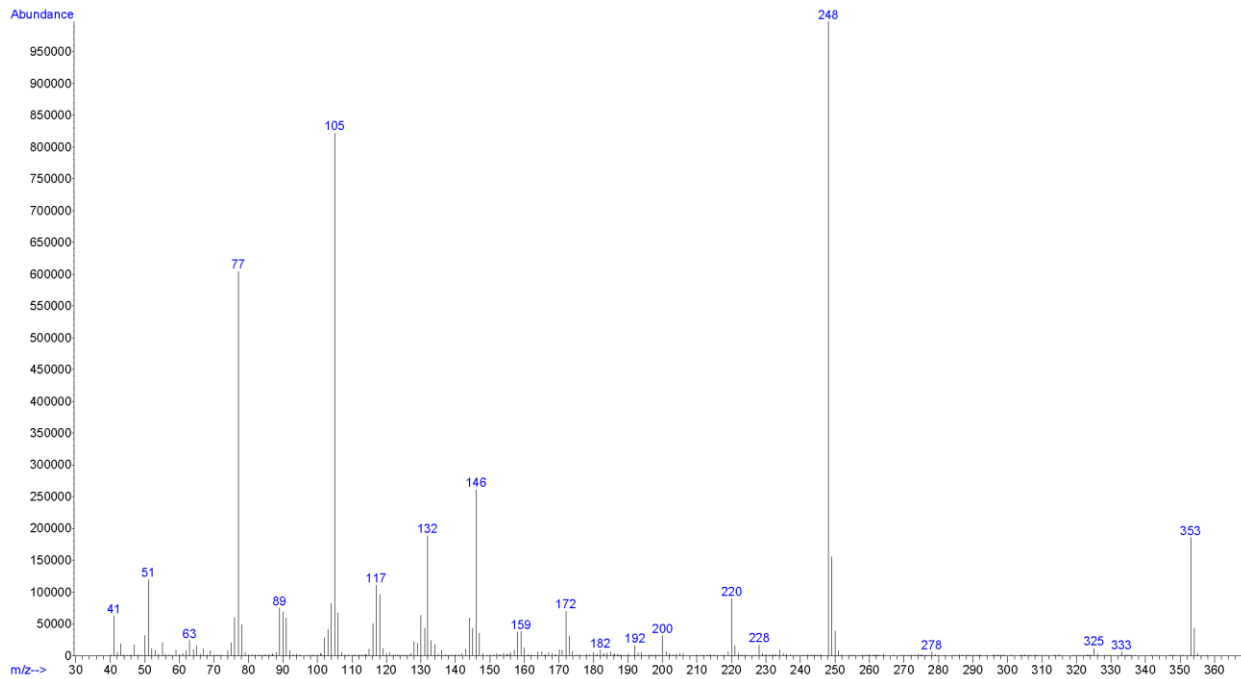
Testing Performed At:	The Center for Forensic Science Research and Education at the Fredric Rieders Family Foundation (Willow Grove, PA)
Sample Preparation:	Dilution in methanol
Instrument:	Agilent 5975 Series GC/MSD System
Column:	Agilent J&W DB-1 (12 m x 200 μ m x 0.33 μ m)
Carrier Gas:	Helium (Flow: 1.46 mL/min)
Temperatures:	Injection Port: 265 °C Transfer Line: 300 °C MS Source: 230 °C MS Quad: 150 °C Oven Program: 50 °C for 0 min, 30 °C/min to 340 °C for 2.3 min
Injection Parameters:	Injection Type: Splitless Injection Volume: 1 μ L
MS Parameters:	Mass Scan Range: 40-550 m/z Threshold: 250
Retention Time:	8.69 min
Standard Comparison:	Reference material for 5F-BZO-POXIZID (Batch: 0626956-2) was purchased from Cayman Chemical (Ann Arbor, MI, USA). Analysis of this standard resulted in positive identification of the analyte in the exhibit as 5F-BZO-POXIZID based on retention time (8.67 min) and mass spectral data. (https://www.caymanchem.com/product/34586/5-fluoro-bzo-poxizid)

Chromatogram: 5F-BZO-POXIZID



*Additional peaks in chromatogram: internal standard (3.09 min),
internal standard (5.72 min) and ADB-BINACA (7.48 min)*

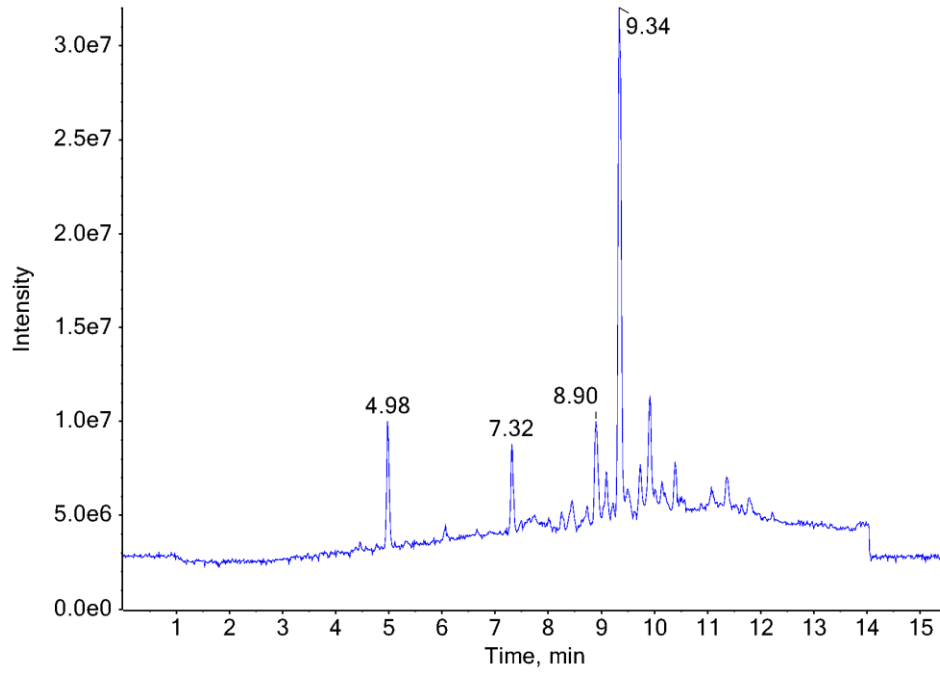
EI (70 eV) Mass Spectrum: 5F-BZO-POXIZID



5.2 LIQUID CHROMATOGRAPHY QUADRUPOLE TIME OF FLIGHT MASS SPECTROMETRY (LC-QTOF)

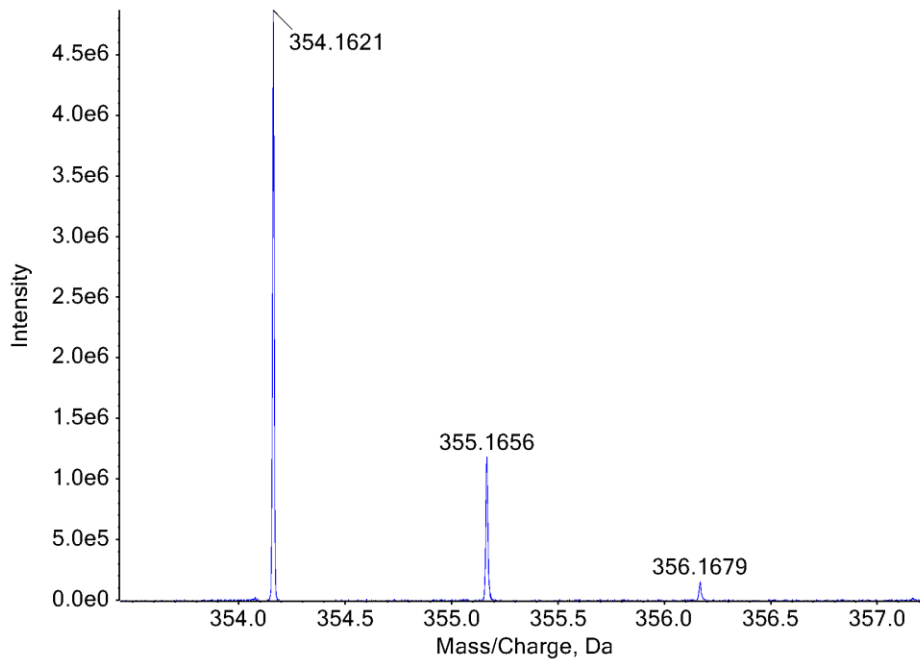
Testing Performed At:	The Center for Forensic Science Research and Education at the Fredric Rieders Family Foundation (Willow Grove, PA)
Sample Preparation:	1:100 dilution of GC-MS sample in mobile phase
Instrument:	Sciex TripleTOF® 5600+, Shimadzu Nexera XR UHPLC
Column:	Phenomenex® Kinetex C18 (50 mm x 3.0 mm, 2.6 µm)
Mobile Phase:	A: Ammonium formate (10 mM, pH 3.0) B: Methanol/acetonitrile (50:50) Flow rate: 0.4 mL/min
Gradient:	Initial: 95A:5B; 5A:95B over 13 min; 95A:5B at 15.5 min
Temperatures:	Autosampler: 15 °C Column Oven: 30 °C Source Heater: 600 °C
Injection Parameters:	Injection Volume: 10 µL
QTOF Parameters:	TOF MS Scan Range: 100-510 Da Precursor Isolation: SWATH® acquisition (27 windows) Fragmentation: Collision Energy Spread (35±15 eV) MS/MS Scan Range: 50-510 Da
Retention Time:	9.34 min
Standard Comparison:	Reference material for 5F-BZO-POXIZID (Batch: 0626956-2) was purchased from Cayman Chemical (Ann Arbor, MI, USA). Analysis of this standard resulted in positive identification of the analyte in the exhibit as 5F-BZO-POXIZID based on retention time (9.34 min) and mass spectral data. (https://www.caymanchem.com/product/34586/5-fluoro-bzo-poxizid)

Chromatogram: 5F-BZO-POXIZID

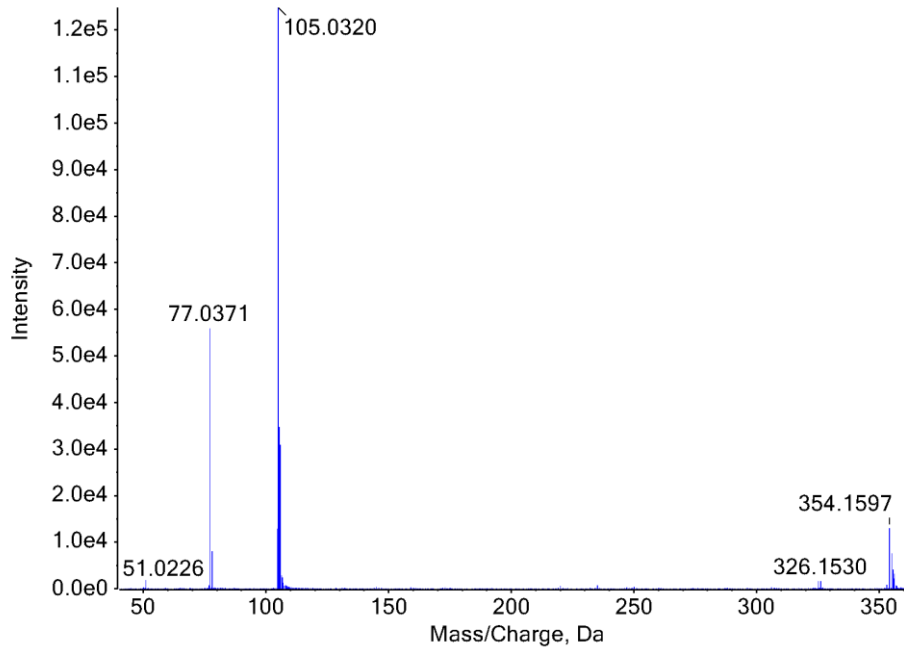


Additional peaks in chromatogram: internal standard (4.98 min), internal standard (7.32 min), and ADB-BINACA (8.90 min)

TOF MS Spectra: 5F-BZO-POXIZID



TOF MS/MS Spectra: 5F-BZO-POXIZID



6. FUNDING

NPS Discovery at the Center for Forensic Science Research and Education (CFSRE) is supported in part by the National Institute of Justice, Office of Justice Programs, U.S. Department of Justice (Award Number 2020-DQ-BX-0007, “Real-Time Sample-Mining and Data-Mining Approaches for the Discovery of Novel Psychoactive Substances (NPS)”). The opinions, findings, conclusions and/or recommendations expressed in this publication are those of the author(s) and do not necessarily reflect those of the Department of Justice.